

Short Projects 2nd Trimester

## Projects for Banská Štiavnica

IMLA 2009 | Nürtingen-Geislingen University | Weihenstephan-Triesdorf University | Rapperswil University

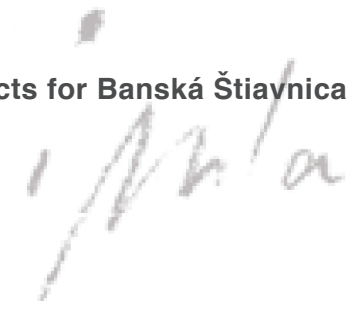
Golden And Silver Corridors | Lars Wolfer | Chinyi Gu | Agnieszka Gorniak | Juliana Aschwanden

Hand In Hand Project | Sofia Lopez | Denise Ascione | Christoph Dankers

Landscape As A Goldmine | Roman Häne | Nils Pudewills | Louis Wenger

Strategic Toolbox For Banská Štiavnica | Franziska Schüller | Martina Tuda | Yvonne Keller

Turning The Outside In | Turning The Inside Out | Markus Peter



## Annotation

All works presented in this documentation were part of the second Trimester organised by one of the three Schools of the International Master of Landscape Architecture (IMLA), the Weihenstephan University of Applied Sciences, South - Germany.

The aim is to give an overview over all five projects worked out for the Slovakian City of Banská Štiavnica.

So, all works were shortened and missing parts or sentences were marked by brackets "[...]".

Each work contains an annex where more information about authors and sources can be found.

## Location

Banská Štiavnica (German: Schemnitz; Hungarian: Selmecebánya).

It is a small and charming city consisting of five districts which are situated in the West Carpathian Mountains. The city is located in the south part of Slovakia; in the so called Pohronie Region. In 1993, it was designated as cultural UNESCO World Heritage.

Inhabitants (2006): 11.000

Area: 46,74 m<sup>2</sup>

Population density: 228 in/km<sup>2</sup>

Altitude: 600 m above sea level

Geographical information: 48° 28' N, 18° 54' O

Website: [www.banskastiavnica.sk](http://www.banskastiavnica.sk)

## History

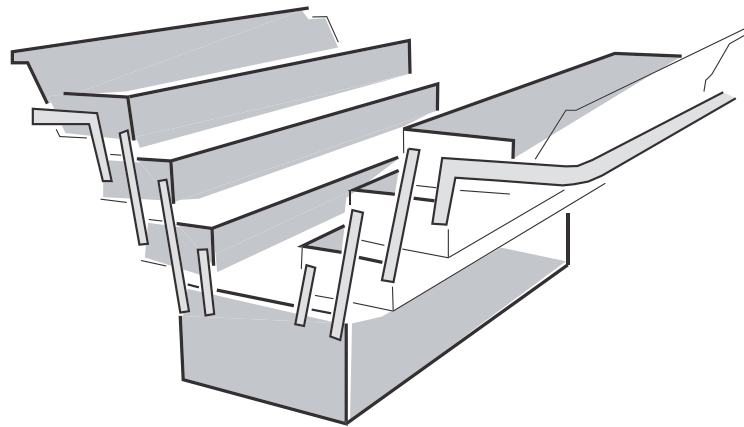
Gothic times, Renaissance, Mining Academy, Austrians and Hungarians, Turks and the gallery-system of Glanzenberg are some terms which formed the history of the city.

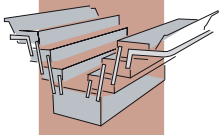
Banská Štiavnica was the most important mining city in Slovakia since the 13th century. The excavation of gold and silver forms the economical, social and political development for centuries and also influences the appearance and the self-understanding of the city.

Besides, this goes along with outstanding engineer and scientific work which can be seen in the city itself and its near surrounding. So, the city is designated as UNESCO World Heritage under the title "Historic Town of Banská Štiavnica and the Technical Monuments in its vicinity".

*1/12/09*

## Strategic Toolbox for Banská Štiavnica

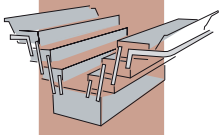




## Content

2

Profile Team .....	3
1. Introduction .....	4
2. Concept .....	5
3. Toolboxes .....	7
4. Self-guiding Manuals .....	8
5. Archive .....	9
6. Website .....	10
7. „The Room of Ideas“ .....	12
8. Financing .....	13
9. First Steps .....	13
10. Conclusion .....	14
11. References .....	15
Imprint .....	16



## Profile Team

*i/m/a*

### Franziska Schüller

IMLA since 2009

#### University

Universität Kassel

#### Graduation

Dipl.-Ing. (FH)

#### Branch of Study

Landscape Planning,  
Specialisation Landscape Architecture

#### Nationality

German

#### Languages

German (mother tongue)

English

French



### Martina Tuda

IMLA since 2009

#### University

Fachhochschule Weihenstephan

#### Graduation

Dipl.-Ing. (FH)

#### Branch of Study

Landscape Architecture,  
Specialisation Open Space Planning

#### Nationality

German

#### Languages

German (mother tongue)

English

French (basic)



### Yvonne Keller

IMLA since 2008

#### University

Hochschule für Technik Rapperswil

#### Graduation

Bachelor of Science (FH)

#### Branch of Study

Landscape Architecture

#### Nationality

Swiss

#### Languages

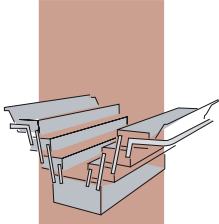
German (mother tongue)

English

French (basic)

Italien (basic)

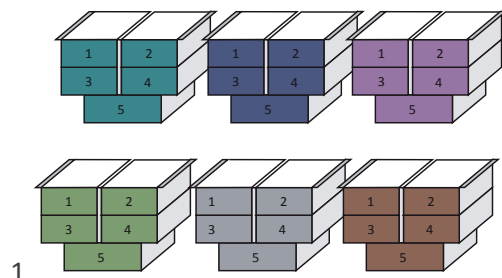




## 1. Introduction

The Strategic Toolbox itself enables to structure projects, ideas and measurements and focused on the involvement of the citizens in order to increase the acceptance.

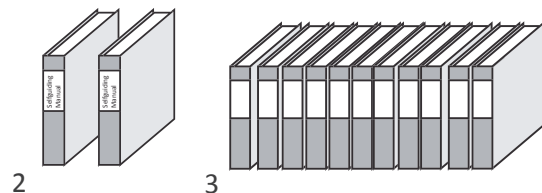
Using a clear structure also supports applications for funding, especially in the European context.



1

Main functions of the Strategic Toolbox are planning, realisation and documentation.

It consists of three components called "Toolboxes"(1), "Self-Guiding-Manuals"(2) and "Archive"(3).



2

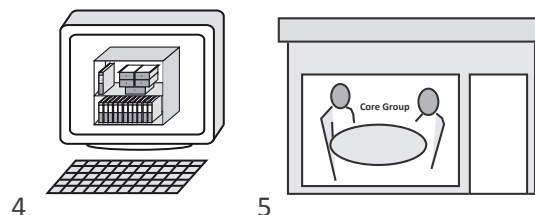
3

All three are elements of the "Tool-System" which can be described as a kind of cabinet of our Strategic Toolbox.

The Toolboxes provide the tools to realise projects, ideas and measurements; while the Self-Guiding-Manuals helps to use it; the finished work is stored in the Archive and represents the think tank.

Additional to the Tool-System, there are two further features:

A website(4) as virtual platform of the Tool-System and the "Room of Ideas" (5) which becomes the mouthpiece of the citizens.



4

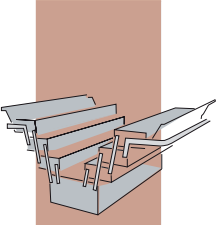
5

Navigating through the website is based on a simple link-system visualised by clear icons.

Beside, some funding possibilities concerning the implementation of the Strategic Toolbox,

the training of employees and initiating of networking are suggested.

In the last part, first steps for realizing the project Strategic Toolbox are listed.



## 2. Concept

### *Objectives Banská Štiavnica*

Main aims of local authorities

- Strengthen the economy (tourism, investment)
- Conservation and management of UNESCO
- Revitalisation of the Inner City

### Strength

- + UNESCO World Heritage
- + Historical background (mining)
- + Variety
- + Dedicated local authorities and knowledge
- + Prospective participatory

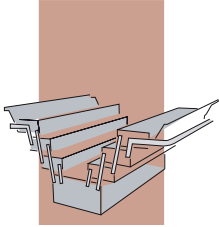
### Weakness

- Less overview (projects, ideas, structures) seen from externals (e.g. EU-funding, private persons ...)
- Less populated Inner City
- Stagnating economical situation, but potential
- Rules in general less recognized by residents

### *Ideas for the Concept - Structure*

- Structure for projects and ideas -> *efficiency*
  - Clearness, transparency, traceability
  - Comprehensible structure (solid frame, flexible chapters)
  - Access for everybody, expandable

- Involve the citizens and initiate dynamic -> *activation*
  - Acceptance for projects and measures
  - Establishing a meeting point for regularly meetings
  - Meeting point for different groups
- Common contact point for citizens, tourists or experts -> *networking*
  - Acceptance for projects and measures
  - Establish a meeting point for regularly meetings
  - Meeting point for different groups
  - Clearness, transparency, traceability
  - Comprehensible structure (solid frame, flexible chapters)
  - Access for everybody
  - „Room of Ideas“ for everybody
- Database -> *think tank and access*
  - Collection of information and projects
  - Wikipedia-principle
  - No Copyright, open to everybody
- Underline the UNESCO status -> *cultural awareness*
  - Projects and measures within the UNESCO - framework



### First Approach

The first and rough approach follows the idea to create a toolbox.

It helps people with an estate (plot, building) and an idea to realise their ideas by using the appropriate tool(s) provided in the toolbox.

### Target Group and Aims

The Toolbox-System supports private persons as well as local authorities to plan, realize and document ideas and projects.

Considering different social groups, an internet platform - at the beginning also an analogue one - and individual consulting should be established.

So, the System pursues the objective to structure existing and new developed ideas, projects or measures and allows an effective access to information and knowledge.

### Concept

The City of Banská Štiavnica provides the „Strategic Toolbox“ .

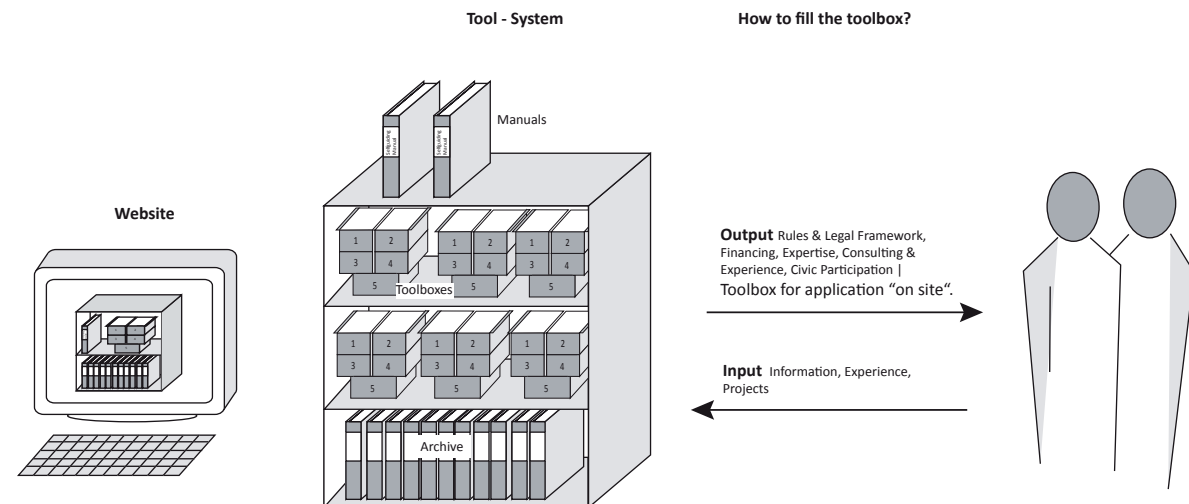
The system contains two main components called „Room of Ideas“ and „Tool-System“.

The System includes the „The Toolboxes“, two „Self-Guiding Manuals“ and an „Archive“.

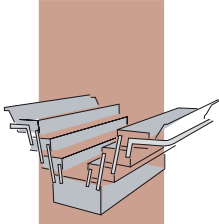
The citizens can participate via the “Room of Ideas” in the planning process, communicate their ideas and find help regarding own projects.

The outputs are stored in the Archive.

The long term goal is to create a website with all this compartments and, in addition, to provide additional other features.







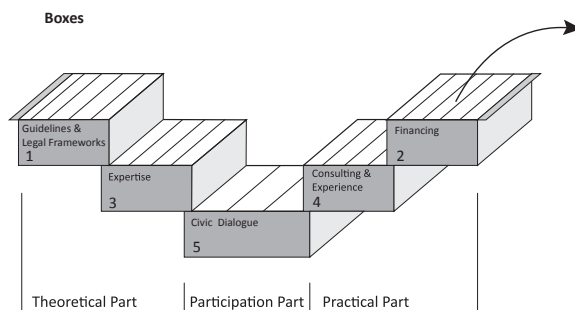
# Toolboxes

7

## 3. Toolboxes - Boxes & Chapters

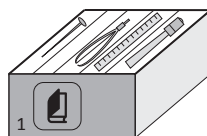
The Boxes of the Toolbox are sorted into five Chapters:

- 1 Guidelines & Legal Framework
- 2 Financing
- 3 Expertise
- 4 Consulting & Experience
- 5 Civil Dialogue

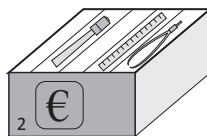


Each of the six Toolboxes is subdivided into five parts, so called "Boxes", where users can find relevant information, tools and internal and external advisors.

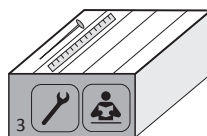
In each box, several chapters are included - the chapters are named just to propose a possible structure.



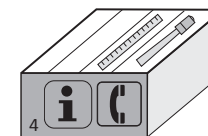
- 1 Guidelines & Legal Framework
- *Development & Design Rules*
  - *General rules of technology*
  - *Regional legal framework*
  - *National legal framework*
  - *UNESCO & EU I Laws & Directives*



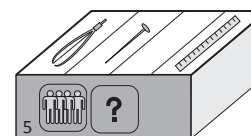
- 2 Financing
- *Private Persons & Institutions*
  - *Twin Towns & Partner Universities*
  - *Regional funds & Subsidisation*
  - *National funds & Subsidisation*
  - *EU - Funds & Subsidisation*



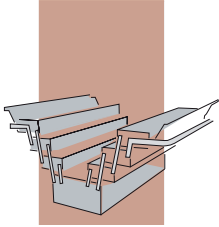
- 3 Expertise
- *Board of Respective (local experts)*
  - *(landscape-)architects, planners, designers, twin universities...)*
  - *UNESCO I EU - Experts*



- 4 Consulting & Experience
- *Private experienced persons*
  - *Local authorities*
  - *Professionals*
  - *UNESCO authorities*
  - *EU authorities*



- 5 Civil Dialogue
- *Room of Ideas*
  - *Participation process & Steering committee*
  - *Forum*



## 4. Self-Guiding Manuals

The Manuals help users to navigate themselves through each Toolbox as well as through the Archive.

In order to make it easy, the Manuals display icons, which are also visually pictured in the Toolboxes and in the Archive.

This icons guide through the Toolbox - System and form a base for the system of links of the future website.

Because there are two different kinds of users, the two Manuals exist:  
The first one is made for a private initiator who has a specific idea. The second one addresses official initiators with a more complex approach.  
In order to guarantee a user-friendly handling, each Manual is sectioned in two columns: The left one formulate the general approach and the right one gives an example to illustrate the meaning (see figure right side).

### Self-Guiding Manual 2 | OFFICIAL INITIATOR



How can we support Banská Štiavnica in a relevant regional context ?



Which framework ? (Laws, directives, rules, proposals)



Single ideas within a concept



Who did such a project before ?  
How does it work ?  
(positive and negative examples)



Where you can find experts?  
Which materials, craftsmen, companies has been involved? Quality and price?



Who / Where are my contact and consulting partner ? (international & national)



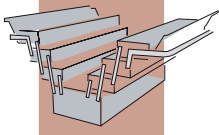
Where do I get the money ?



Who should participate in the project ?  
In which planning phase ?  
Intensity and power ?

↑  
linked icons

↑  
general question



## 5. Archive - Structure of the Archive

The documentation of the projects and the register of persons and companies are stored in the Archive.

The user can choose between different project-archetypes which are designated by colours (for example green).







The single projects are stored under the particular archetype.

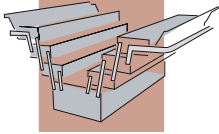
The list of persons as well as the list of companies is available on the future website as well as in the analogue Archive.

Here, contact data (address, links, telephone, etc.) or projects or a list of persons & companies are available.

Speciment Page 1 of 2.

To document a project, this specimen can be filled out (digital or analogue) by a person of the local authorities or by a citizen and serves to store the knowledge in the Archive.

<b>Category</b>	linked with the Archive	analogue archive number	
	 	<div style="background-color: #cccccc; padding: 5px; text-align: center;"><b>Title</b></div>	Date: _____ No: _____ Archive: _____
	Location: _____ Developer: _____ Category: _____ Involved persons & Companies: _____ _____ _____		
	Short project description: _____ _____ _____ _____ _____	see boxes 1-4 of the toolbox structure →	
	photos of the project can be filled in ↓		
	   	Guidelines & Legal Framework: Expertise: Financing: Consulting & Experience	



## 6. Website

### Navigation of the website

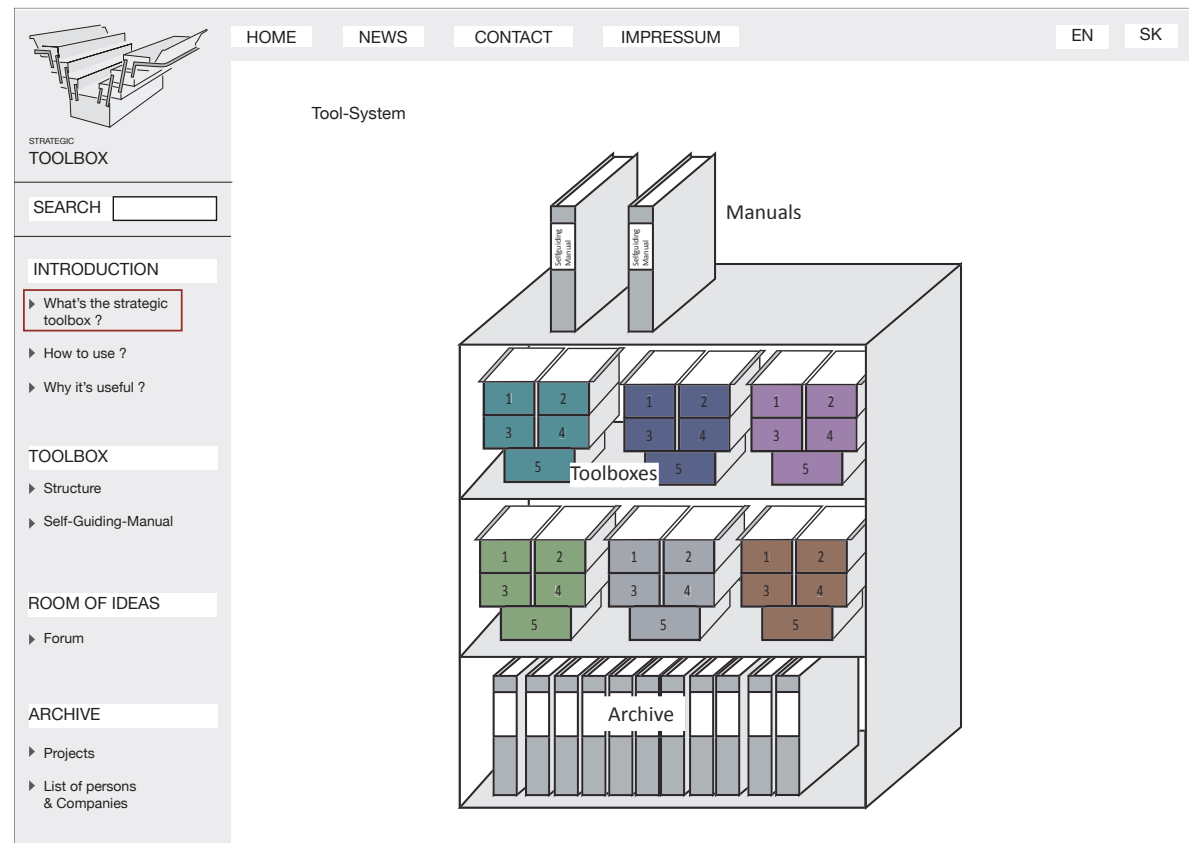
There are different ways for navigating through the website, depending on the knowledge and preference of the user:

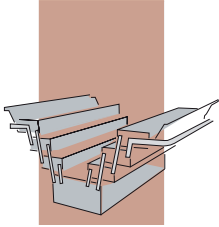
Advanced persons can directly go via the left task bar to the searched topic. [...] Another way is to use the link system which on the one hand leads from the six Toolboxes to its Boxes and Chapters and on the other hand connect the Self-Guiding Manuals, the Tool-System and the Archive by clicking on the above mentioned icons.

### Example:

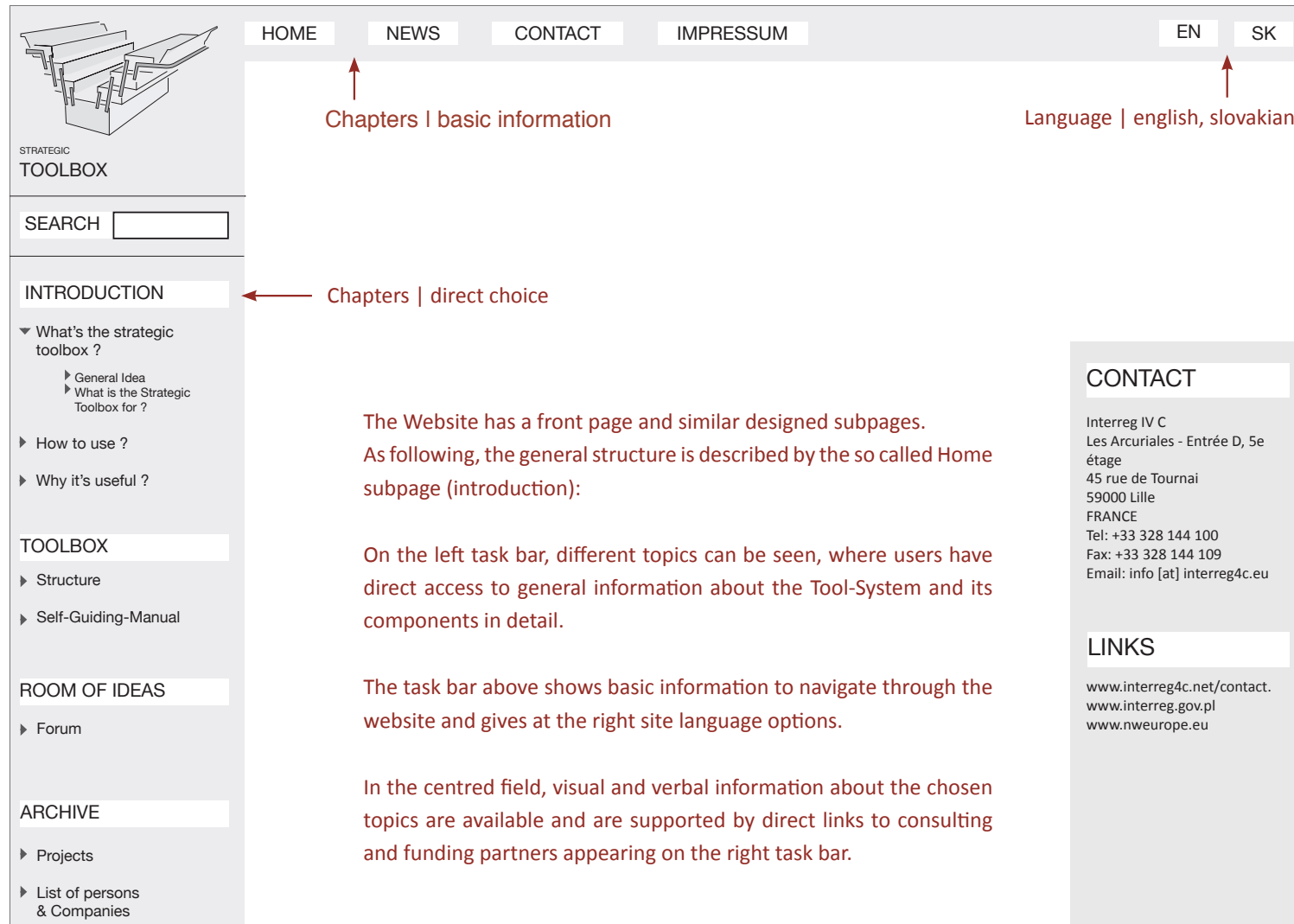
The Tool-System is structured in three parts. Inside each Toolbox the user can find tools. The Self-Guiding-Manuals explain where to find and how to use the tools and in the Archive the projects are documented.

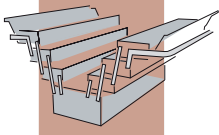
Navigation: By clicking on the graphics the user gets directly to the corresponding chapter. Additionally there is the possibility to go via the left taskbar to the right chapter.





### Proposal for a general structure





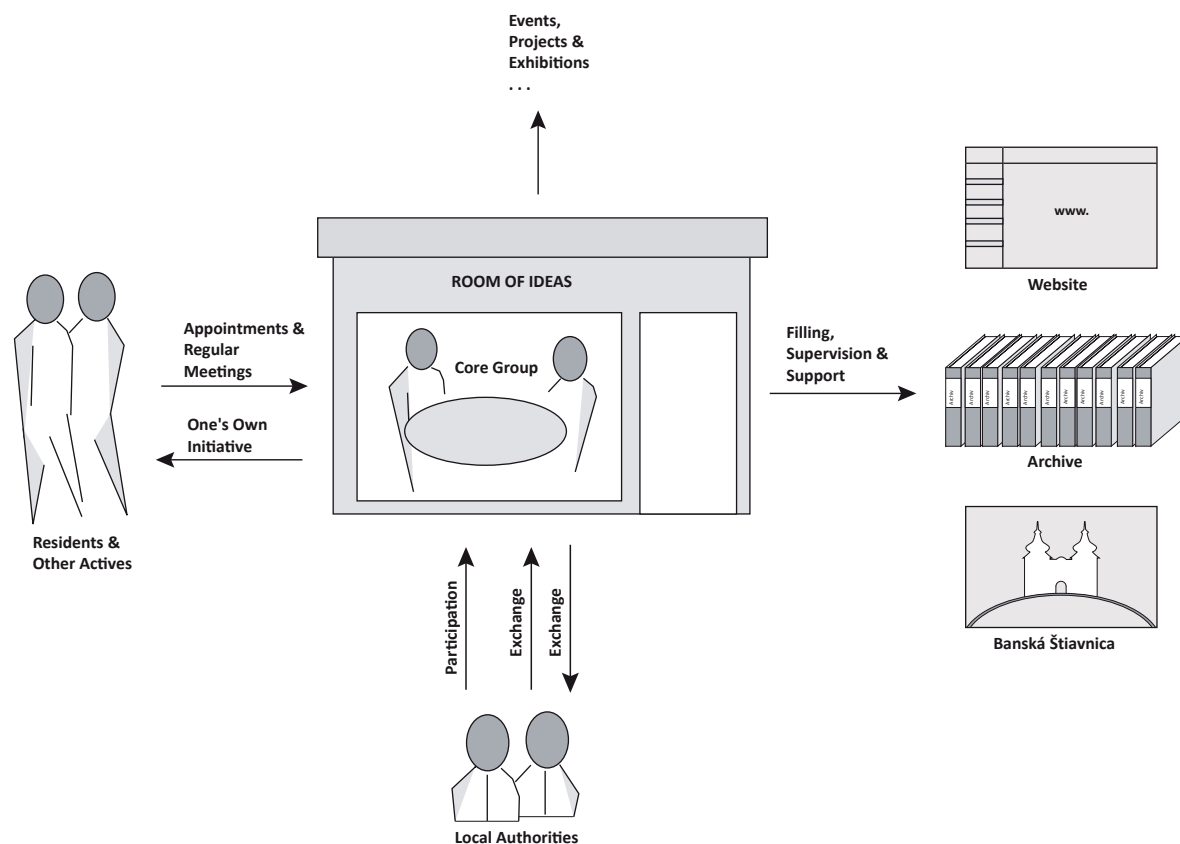
## 7. Involvement of Residents - „Room of Ideas“

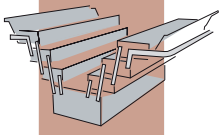
This element of the Strategic Toolbox is represented by a Core Group with a mixed community of residents and local professionals.

This private organisation meets regularly, arranges exhibitions and public festivities and is open to everybody. Besides, it's a contact point for other civic groups and individual persons. [...]

The tasks of the Room of Ideas are on the one hand to be a link between local authorities and the citizens.

On the other hand it supports the filling and handling process of the Tool System as well as to initiate participatory dynamic in Banská Štiavnica.





## 8. Financing [shortened]

### • European regional development fund (ERDF) | 2007-2013

*"The ERDF aims to strengthen economic and social cohesion in the European Union by correcting imbalances between its regions."*

This European fund could support the development of the structural issues on a local level. In this context the project Strategic Toolbox functions as an official planning and development instrument which increase the efficiency of regional and local policy.

### • European Social Fund (ESF) | 2007-2013

*"The European Social Fund, created in 1957, is the European Union's main financial instrument for investing in people. It supports employment and helps people enhance their education and skills."*

This fund enables to train people to administrate and work with the Tool-System and the related webpage in order to ensure the competitive ability on the European market.

### • European Territorial Cooperation | 2007-2013

*"The European Territorial Co-operation objective is financed by the European Regional Development Fund (ERDF) and supports cross-border, transnational and interregional co-operation programmes."*

The European Territorial Cooperation finances different kind of cooperation activities, which can help to initiate the network system between universities, the board of respective, external & internal experts, partner cities, etc. (see the Box Expertise, Consulting & Experience of our Toolboxes).

## 9. First Steps - Realizing the Strategic Toolbox

Starting with the project, some suggestions how to begin is given in the following chapters. As the System is that flexible, it would be useful first to find out which one of the six Toolboxes is most needed. [...]

### 1 Financing

- Funding possibilities - International | national funding sources
  - Regional funds and budgets
  - Private financings and networking
- (See also chapter 7. Financing)

### 2 Fill and maintain the Toolbox System

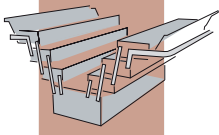
- Toolbox: Check existing structure, fill and enlarge it
- Manual: Introduce Manual to local authorities and residents (we propose a City - Festival for starting this)
- Archive: Add new and already existing projects (positive & negative examples)
- Fill and enlarge Register of Persons and Companies.

### 3 Create the Website

- Find an administrator for maintenance and support
- Encourage people to work with the website

### 4 Initiate networking

- Create an international network with experts and active
- Establish the Room of Ideas
- Start an annual festival for information and communication



## 10. Conclusion

Looking back, the whole project Strategic Toolbox for Banská Štiavnica was rather complex and multilayered.

The approach to design a tool system is quite known in the European planning.

But our model is tailored to the particular needs of the City of Banská Štiavnica, which were communicated to us by local professionals and municipal decision makers as well as those which were identified while our stay in Banská Štiavnica.

[...]

Our team would like to underline the integration of modern planning methods like public participation approaches and orientation on European planning practice. In order to reach a broad audience the project uses modern communication technologies.

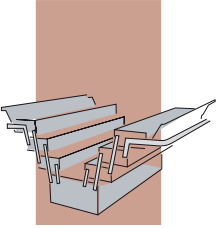
Because of these factors and a robust and flexible structure, the Strategic Toolbox can be adopted by other cities. This transnational networking enables Banská Štiavnica to apply for European funding like Interreg IV C.

Considering the complexity of the project, our team is aware of the incompleteness. So, the expandable and modifiable structure offers a lot of possibilities.

Apart from this our team does not presume to have a comprehensible and holistic knowledge about the Slovakian planning practice and internal affairs. That means, the completion and filling up of the Boxes is matter of local experts and professionals like Architects and Planners.

Ideally, the realisation should be done user - optimized and fosters a dialogue between administration and citizens.





## 10. References

### *Internet - Sources*

<http://www.landschaftsplanung.bayern.de>, aufgerufen 10.08.2009  
<http://www.lek-forum.ch>, aufgerufen 10.08.2009  
<http://www.bfn.de/natursport/info/SportinfoPHP/index.php?doc=14&lang=de>, aufgerufen 10.08.2009  
[http://www.planwirtschaft.ch/images/content/03\\_forum/pdf\\_publicationen/toolbox\\_konstruktiver\\_entwurf\\_pw.pdf](http://www.planwirtschaft.ch/images/content/03_forum/pdf_publicationen/toolbox_konstruktiver_entwurf_pw.pdf), aufgerufen 11.08.2009  
<http://www.banskastiavnica.sk/en/index.html>, aufgerufen 11.08.2009  
[http://de.wikipedia.org/wiki/Banská\\_Štiavnica](http://de.wikipedia.org/wiki/Bansk%C3%A1_%C5%A1tiavnica), aufgerufen 10.08.2009  
[http://ec.europa.eu/regional\\_policy/funds/feder/index\\_de.htm](http://ec.europa.eu/regional_policy/funds/feder/index_de.htm), aufgerufen 11.08.2009  
<http://www.foerderdatenbank.de/Foerder-DB/Navigation/Foerderrecherche/suche.html?get=views;document&doc=2650>, aufgerufen 10.08.2009  
[http://ec.europa.eu/regional\\_policy/funds/feder/index\\_de.htm](http://ec.europa.eu/regional_policy/funds/feder/index_de.htm), aufgerufen 08.08.2009  
[http://ec.europa.eu/employment\\_social/esf/index\\_en.htm](http://ec.europa.eu/employment_social/esf/index_en.htm), aufgerufen 08.08.2009  
<http://www.foerderdatenbank.de/Foerder-DB/Navigation/Foerderrecherche/suche.html?get=views;document&doc=2651>, aufgerufen 08.08.2009  
[http://ec.europa.eu/regional\\_policy/cooperation/index\\_en.htm](http://ec.europa.eu/regional_policy/cooperation/index_en.htm), aufgerufen 09.08.2009

### *Modul Planning and Design in Europe I, Trimester II*

#### *Verbal Input*

Prof. Fritz Auweck, Prof. Dr. Markus Reinke

Modul Project oriented Seminar

Prof. Uta Stock-Gruber, Prof. Chirstoph Jensen

Modul Methods of participation and communication

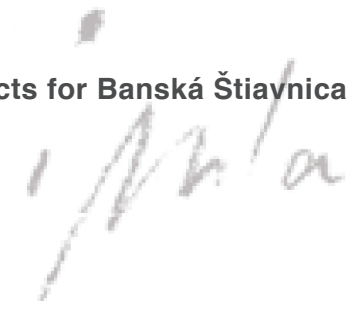
Prof. Dr. Frieder Luz

Modul Short Project

Prof. Dr. Frieder Luz, Prof. Christoph Jensen

Consultations:

Mr Marek Kapuska



## Imprint

Documentation of five projects concerning the 2nd Trimester of the  
International Master of Landscape Architecture (IMLA) | Summer 2009.

*For more information about IMLA*

HSR University of Applied Sciences, Switzerland  
[www.hsr.ch](http://www.hsr.ch)

Nürtingen - Geislingen University of Applied Sciences, Germany  
[www.hfwu.de](http://www.hfwu.de)

Weihenstephan University of Applied Sciences, Germany.  
[www.hswt.de](http://www.hswt.de)

International Master of Landscape Architecture  
[www.imla-campus.eu](http://www.imla-campus.eu)

## *Students*

Agnieszka Gorniak | Christoph Dankers | Denise Ascione |  
Franziska Schüller | Juliana Aschwanden | Lars Wolfer | Louis  
Wenger | Markus Peter | Martina Tuda | Nils Pudewills |  
Qinyi Gu | Roman Häne | Sofia Lopez | Yvonne Keller

## *Supervisors*

Prof. Dr. Frieder Luz | Prof. Christoph Jensen  
Weihenstephan University of Applied Sciences

## *Documentation by*

Franziska Schüller | Martina Tuda

Rapperswil | September 2009.